




AGRICULTURAL / RESIDENTIAL PANEL & TRIM COLOR SELECTIONS





40 - YEAR LIMITED WARRANTY


LIMITED 40-YEAR WARRANTIES* APPLY TO PANELS AND TRIM




Polar White




 Sahara Tan



Burnished Slate




Hawaiian Blue




 Colonial Red




Steel Gray



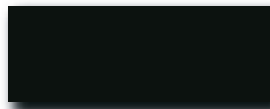
 Cool White™




 Light Stone




Koko Brown



Fern Green




Ash Gray



Burgundy



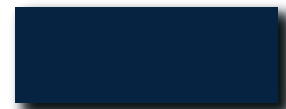
Evergreen




 Surfsand




20-Yr Crimson Red




Royal Blue



Black



Ivory



 Free White

See the Product Selection Chart on reverse side for available color and gauge combinations. Actual colors may vary from sample shown. Actual color chips are available upon request. These colors may not match those of other companies despite the color names being identical. *Warranty terms and conditions available at <http://www.whirlwindsteel.com/warranty>



AGRICULTURAL / RESIDENTIAL PANEL PROFILE SELECTIONS

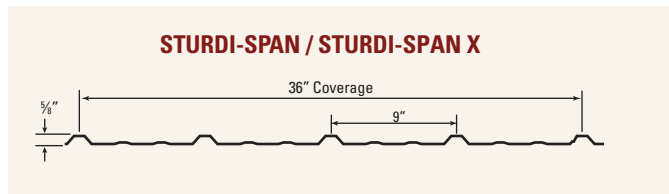
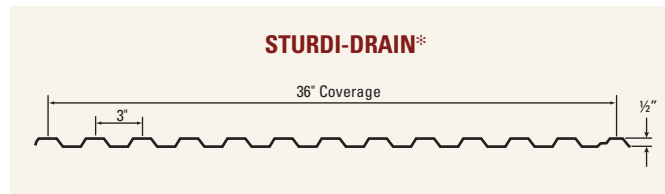


	Polar White	Sahara Tan	Burnished Slate	Hawaiian Blue	Colonial Red	Steel Grey	Cool White**	Light Stone	Koko Brown	Fern Green	Ash Gray	Burgundy	Evergreen	Surfsand	Crimson Red	Royal Blue	Black	Ivory	Free White	Galvanize	Galvalume®
	POL	SMP	SMP	SMP	SMP	SMP	SMP	SMP	SMP	SMP	SMP	SMP	SMP	20 YR SMP	SMP	SMP	SMP	SMP			
29 ga Sturdi-Rib Premium, Sturdi-Span Premium	■	■	■	■	■	■	■	■	■	■	■	■	■	■	■	■	■	■	■	■	■
29 ga Sturdi-Rib, Sturdi-Span	■	■	■	■	■	■	■	■	■	■	■	■	■	■	■	■	■	■	■	■	■
26 ga Sturdi-Rib, Sturdi-Span	◆	◆	◆	◆	◆	◆	◆	◆	◆	◆	◆	◆	◆	◆	◆	◆	◆	◆	◆	◆	◆
26 ga Sturdi-Rib X, Sturdi-Span X	■	■	■	■	■	■	■	■	■	■	■	■	■	■	■	■	■	■	■	■	■
29 ga Sturdi-Drain	■	■	■	■	■	■	■	■	■	■	■	■	■	■	■	■	■	■	■	■	■
29 ga Sturdi-Panel	■	■	■	■	■	■	■	■	■	■	■	■	■	■	■	■	■	■	■	■	■
26 ga Weather Guard	■	■	■	■	■	■	■	■	■	■	■	■	■	■	■	■	■	■	■	■	■

◆ Grade 50 Material

The following color name prefixes are used to identify different paint systems:

- POL = POLYDURE® 1000
- SMP = CERAM-A-STAR®

CERAM-A-STAR® and POLYDURE® 1000 are registered trademarks of Akzo Nobel Coatings, Inc.



*Regional Panels



WHIRLWIND BUILDING COMPONENTS

TEXAS

8234 Hansen Rd.
Houston, TX 77075
713.946.7140 Phone
832.553.4700 Fax
800.324.9992 US Wats

GEORGIA

2175 Sweetwater Industrial Blvd.
Lithia Springs, GA 30122
770.739.8339 Phone
770.739.1226 Fax
800.363.8142 US Wats

OKLAHOMA

2450 E.L. Anderson Blvd.
Claremore, OK 74017
918.343.1973 Phone
918.343.7114 Fax
877.875.0077 US Wats

CALIFORNIA

15380 S. McKinley Ave.
Lathrop, CA 95330
209.858.6700 Phone
209.858.6799 Fax
866.922.2216 US Wats

MINNESOTA

500 Whirlwind Drive
Freeport, MN 56331
320.836.7200 Phone
320.836.7201 Fax
888.836.7203 US Wats

www.whirlwindsteel.com
info.components@whirlwindsteel.com